









Exo Range – Encased and Heavy-Duty

FEATURED COMPARISON GUIDE

		 ■ HIGH TEMPERATURE	 ■ GLOBAL	 ■ GLOBAL	 ■ GLOBAL	 ■ GLOBAL	 ■ GLOBAL	 ■ GLOBAL	 ■ GLOBAL
Product Name		Exo 400HT	Exo 600	Exo 750	Exo 800	Exo 800P Rigid	Exo 1000	Exo 2000	Exo 3000
Typical Applications		Healthcare sterilization processes Manufacturing Automotive, post paint processes	Logistics & Postal Industries. Automotive. Retail & warehousing	Automotive Supply Chain. Logistics and Postal. Manufacturing tote tracking	Manufacturing tote tracking. Logistics and Postal. Retail supply chain	Plastic RTIs and containers Plastic pallets Non-metallic industrial assets	Manufacturing tote tracking Logistics and Postal Retail supply chain	Container tracking for yard management. Cargo tracking. Defense asset management	Cargo and container tracking. Heavy equipment tracking and maintenance. Location identification in lay down zones
RF Specifications	Frequency Range (MHz)	902-928 (US) 866-868 (EU)	860-930 (GS)	860-930 (GS)	860-930 (GS)	860-930 (GS)	860-930 (GS)	860-930 (GS)	860-930 (GS)
	Read Range (m) Fixed reader Handheld reader	Up to 4.0 Up to 2.0	Up to 6.0 Up to 3.0	Up to 11.0 (US), 7.0 (EU) Up to 5.0 (US), 3.5 (EU)	Up to 8.0 Up to 4.0	Up to 8.0	Up to 10.0 Up to 8.0	Up to 20.0 Up to 9.0	Up to 33.0 Up to 20.0
	Material Compatibility	Optimized for Metal	Optimized for Metal	Optimized for Metal	Optimized for Metal	Optimized for Plastic	Optimized for Metal	Optimized for Metal	Optimized for Metal
	IC Type	Alien Higgs 3	Impinj Monza 4QT	Impinj Monza 4QT	Impinj Monza 4QT	Alien Higgs 3	Impinj Monza 4QT	Impinj Monza 4QT	Impinj Monza 4QT
Physical and Environmental Specifications	Encasement ²	Thermoplastic	ABS Rigid Plastic	ABS Rigid Plastic	ABS Rigid Plastic	ABS Rigid Plastic	ABS Rigid Plastic	PC ABS blend	PC ABS blend
	Size (mm)	37.0 × 14.0 × 7.5	80.0 × 15.0 × 12.5	51.0 × 48.0 × 12.6	110 × 25.0 × 12.9	105 × 36.0 × 3.5	110 × 25.0 × 12.7	139 × 53.0 × 14.9	174 × 70.0 × 17.7
	Weight (g)	5.7	12.5	25.6	26.8	11.6	18.3	64.0	110
	Operation Temperature (°C) Max Temperature Exposure (°C)	-20 to +85 -20 to +235	-40 to +85 -40 to +85	-40 to +85 -40 to +85	-40 to +85 -40 to +85	-20 to +85 -20 to +85	-40 to +85 ¹ -40 to +85 ¹	-40 to +85 -40 to +100	-40 to +85 -40 to +100
	Ingress Protection	IP68	IP68	IP68	IP68	IP68	IP68	IP68	IP68
	Shock and Vibration	MIL STD 810-G	MIL STD 810-G	MIL STD 810-G	MIL STD 810-G	MIL STD 810-G	MIL STD 810-G	MIL STD 810-G	MIL STD 810-G
	Attachment	Mechanical (std) 2 x Ø3mm holes	Mechanical (std.) Premium foam adhesive (option)	Mechanical (std.) Premium foam adhesive (option)	Mechanical (std.) Premium foam adhesive (option)	Mechanical (std.) Premium foam adhesive (option)	Rivet/Screw(not included) Premium foam adhesive (option)	Mechanical (std.) Premium foam adhesive (option)	Mechanical (standard) Premium foam adhesive (option)
Order Codes ¹	144 – EU, US	061 – GS	078 – GS	077 – GS	104 – GS	162 – GS	152 – GS	153 – GS	

† Order Option Codes are listed on the datasheets.

¹ Prolonged exposure to temperatures over 70°C may result in minor dimensional change to the case, attachment by rivets instead of adhesive is recommended.

² See datasheet for Transparent option