




# Fit Range – Small for Integration, High Temperature

## FEATURED COMPARISON GUIDE

Product Name		 ■ HIGH TEMPERATURE <b>Fit 210HT</b>	 ■ HIGH TEMPERATURE <b>Fit 220HT</b>	 ■ HIGH TEMPERATURE <b>Fit 400HT</b>
Typical Applications		Hand Tool tracking Paint processes in automotive IT assets at point of manufacture Healthcare - sterilization	Small metal tools IT assets Healthcare instruments	Tool tracking including metal hand tools Metal IT assets Autoclaves & high temperature sterilizations
RF Specifications	Frequency Range (MHz)	902–928 (US) 866–868 (EU)	902–928 (US) 866–868 (EU)	902–928 (US) 866–868 (EU)
	Fixed reader Read Range (m) Handheld reader Read Range (m)	Up to 2.0 Up to 1.0	Up to 2.2 Up to 1.4	Up to 4.0 Up to 2.0
	Material Compatibility	Optimized for Metal	Optimized for Metal	Optimized for Metal
	IC Type	Alien Higgs 3	Alien Higgs 3	Alien Higgs 3
Physical and Environmental Specifications	Finish	Red PCB	Ceramic - Painted Black	Ceramic -Painted Black
	Size (mm)	57.1 x 5.95 x 1.3	7.80 x 6.80 x 2.70 (includes IC bump)	13.10 x 7.80 x 3.10 (includes IC bump)
	Weight (g)	1.00	0.60	1.50
	Operation Temperature (°C) <sup>1</sup> Max Temperature Exposure (°C) <sup>1</sup>	-20 to +85 -20 to +225	-20 to +85 -20 to +235	-20 to +85 -20 to +235
	Ingress Protection	IP68	IP68	IP68
	Shock and Vibration	MIL STD 810-G	MIL STD 810-G	MIL STD 810-G
	Attachment	Film adhesive (standard) [For placement only in applications exceeding +85°C]	Film adhesive (standard) [ For placement only in applications exceeding +85°C]	Film adhesive (standard) [For placement only in applications exceeding +85°C]
Order Codes <sup>†</sup>	123 - EU, US	155 - EU, US	124 - EU, US	

<sup>1</sup> Excludes adhesive options, consult adhesive datasheets for recommended temperature ratings. Maximum constant exposure for Fit 220 & 400 = 700 hours and 12 hours for Fit 210.

<sup>†</sup> Order option codes are listed on the datasheets.